



25 Old Fort Road | | Shoreham-By-Sea | BN43 5RL



ESTATE AGENT



25 Old Fort Road | | Shoreham-By-Sea | BN43 5RL

£749,995

\*\*\* £749,995 \*\*\*

WARWICK BAKER ESTATE AGENTS ARE THRILLED TO PRESENT THIS RARELY AVAILABLE SEMI-DETACHED HOUSE, A TRUE GEM BUILT CIRCA 2012. SPECTACULARLY LOCATED JUST 200 METRES FROM THE STUNNING SHOREHAM BEACH AND THE CONVENIENT FOOTBRIDGE, THIS PROPERTY IS THE EPITOME OF MODERN LIVING WITH AN ECO-FRIENDLY EDGE.

As an ECO PASSIVE HOUSE, it features a cutting-edge full heat recovery and ventilation system, alongside a revolutionary DAIKIN ALTHERMA HEATING SYSTEM that combines SOLAR PANELS with an AIR SOURCE HEAT PUMP to provide efficient hot water and luxurious underfloor heating throughout.

- OLD FORT ROAD
- EN-SUITE TO THE MAIN BEDROOM
- NO CHAIN
- BALCONY WITH SEA VIEWS
- OFF ROAD PARKING
- CALL NOW TO VIEW
- 11' ROOF TERRACE
- 15' SOUTH FACING LOUNGE
- GROUND FLOOR CLOAKROOM
- 22' MODERN KITCHEN/DINING ROOM

Frosted double glazed front door leading to:

### ENTRANCE HALL

Being 'L' shaped, solid wood flooring with under floor heating, LED downlighting.

Twin part glazed doors off entrance hall to:

### LIVING ROOM / BEDROOM 2

14'10 x 11'1 (4.52m x 3.38m)

Double glazed windows and double glazed sliding patio door to the front having a favoured southerly aspect, solid wood flooring with under floor heating, LED downlighting.

Opening off entrance hall to:

### OPEN PLAN KITCHEN/DINING ROOM

21'11 x 18'2 (6.68m x 5.54m)

Comprising sink unit with contemporary style mixer tap inset into white silestone worktop, slow closing storage cupboards under, built in integrated 'dishwasher to the side, matching backsplash, adjacent matching worktop, storage cupboard under with carousel unit, matching backsplash complimented by matching wall units over, built in electric oven, built in proof drawer under ( not tested ), built in microwave/oven, storage cupboards under and over, pull out storage unit to the side, built in integrated tall fridge, built in integrated tall freezer, free standing three seater breakfast bar with silestone worktop, with inset induction hob, range of slow closing drawers and cupboards under, range of double glazed bi-fold doors to the rear, two sets of double glazed windows to the side having an easterly aspect, solid wood flooring with under floor heating, LED downlighting.

### GROUND FLOOR CLOAK ROOM

Comprising low level wc, display shelf over, wall mounted sink unit with contemporary style mixer tap, storage cupboard below, tiled splash back, frosted double glazed window, solid wood flooring with under floor heating, LED down lighting.

Door off entrance hall to:

### UTILITY CUPBOARD

Space and plumbing for washing machine and tumble dryer, solid wood flooring with under floor heating.

Stairs with glass balustrade and stainless steel handrail up from kitchen/dining room to:

### FIRST FLOOR LANDING

Solid wood flooring with under floor heating, LED downlighting.

Door off first floor landing to:

### BEDROOM 1

14'11 x 11'1 (4.55m x 3.38m)

Double glazed window to the front having a favoured southerly aspect with glimpses of The English Channel, two built in double doored wardrobes with hanging and shelving space, built in dressing table, drawers under, solid wood flooring with under floor heating, LED downlighting.

Sliding double glazed patio door off bedroom 1 to:

### BALCONY

Having a favoured southerly aspect with glimpses of The English Channel, with glass balustrade and stainless steel handrail.

Door off bedroom 1 to:

### EN-SUITE SHOWER ROOM

Comprising low level wc, wall mounted sink unit with contemporary style mixer tap, storage cupboard under, display shelf, heated hand towel rail, frosted double glazed window, tiled flooring, LED downlighting, step in fully tiled shower cubicle, built in shower with rainfall style shower head, separate shower attachment, glass shower door.

Door off first floor landing to:

### BEDROOM 3

15'5 x 12'1 (4.70m x 3.68m)

Double glazed windows to the rear with glimpses of The South Downs, frosted double glazed window to the side, built in double doored wardrobe with hanging and shelving space, solid wood flooring with under floor heating, LED downlighting.

Door off first floor landing to:

### BEDROOM 3

9'9 x 9'1 (2.97m x 2.77m)

Double glazed windows to the rear with glimpses of The South

Downs, built in single door wardrobe with hanging and shelving space, solid wood flooring with under floor heating, LED downlighting.

Door off first floor landing to:

### FAMILY BATHROOM

Being part tiled, bath with contemporary style mixer tap, separate shower attachment, twin wall mounted sink unit with contemporary style mixer tap, double doored storage cupboard under, tiled flooring with under floor heating, frosted double glazed window, step in fully tiled shower area with built in shower with rainfall style shower head, separate shower attachment, glass shower screen, LED downlighting.

Door off first floor landing to airing cupboard.

Stairs with glass balustrade and stainless steel handrail up from first floor landing to:

### SECOND FLOOR LANDING

Part sloping ceiling with 'VELUX' window to the rear, solid wood flooring, door giving access to slim line storage cupboard/plant room housing control panel.

Double glazed door off second floor landing to:

### ROOF TERRACE



Having a favoured southerly aspect with views of The English Channel, glass balustrade with stainless steel hand rail.

### REAR GARDEN

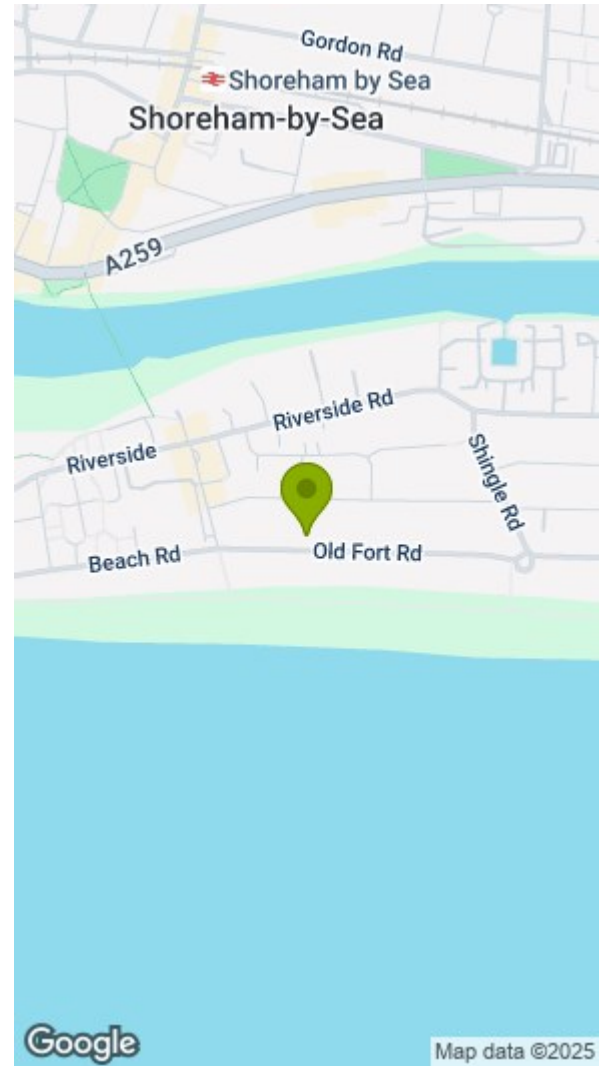
Decked area, central lawned area, rear decking, 'L' shaped wood seating, all enclosed by fencing to three sides, side decked pathway to gate giving access to:

### FRONT

Off road parking laid to shingle, Riven Slate patio pathway, Riven Slate front patio area enclosed by low wall having a favoured southerly aspect.



**Old Fort Road, BN43**  
 Approximate Gross Internal Area = 133 sq m / 1433 sq ft



This floor plan is for representation purposes only as defined by the RICS code of Measuring Practice (and IPMS where requested) and should be used as such by any prospective purchaser. Whilst every attempt has been made to ensure the accuracy contained here, the measurement of doors, windows and rooms is approximate and no responsibility is taken for any error, omission or mis-statement. Specifically no guarantee is given on the total area of the property if quoted on the plan. Any figure provided is for guidance only and should not be used for valuation purposes.

Copyright Casaphoto Ltd. 2023 - Produced for Warwick Baker

**Disclaimer**

- \* These particulars are intended to give a fair and substantially correct overall description for the guidance of intending purchasers and do not constitute an offer or part of a contract. Prospective purchasers and/or lessees ought to seek their own independent professional advice.
- \* All descriptions, dimensions, areas, references to condition and necessary permissions for use and occupation and other details are given in good faith and are believed to be correct, but any intending purchasers should not rely on them as statements or representations of fact, but must satisfy themselves by inspection or otherwise as to the correctness of each of them.
- \* All measurements are approximate

Energy Efficiency Rating		Environmental Impact (CO <sub>2</sub> ) Rating			
	Current	Potential		Current	Potential
Very energy efficient - lower running costs			Very environmentally friendly - lower CO <sub>2</sub> emissions		
(92 plus) A			(92 plus) A		
(81-91) B			(81-91) B		
(69-80) C			(69-80) C		
(55-68) D			(55-68) D		
(39-54) E			(39-54) E		
(21-38) F			(21-38) F		
(1-20) G			(1-20) G		
Not energy efficient - higher running costs			Not environmentally friendly - higher CO <sub>2</sub> emissions		
England & Wales	EU Directive 2002/91/EC	83	England & Wales	EU Directive 2002/91/EC	83